



SUPPORT CLASS RESULTS

AUSTRALIAN SUPERSPORT

Free Practice 1

Date: 23/02/17
 Event: P02
 Weather: Partly cloudy - Temp: 21.1C
 Track: Dry - Temp: 40.3C

Started at: 14:05:10
 Laps: 30 Min
 Starters: 34
 Printed at: 14:38

CLASSIFICATION

Pos	No	Gr	Name	Machine	Fastest Lap	On Lap	Behind Prev	Behind Leader	Top Speed
1	12	D	Mark CHiodo (VIC) / Repsol Gas Racing	Triumph 675 R	1:36.885	10 of 16			258
2	52	A	Ryan TAYLOR (VIC) / Pablo's Motorcycle Tyres / Arden Homes / RTR / YRD	Yamaha YZF-R6	1:38.568	8 of 8	1.683	1.683	254
3	5	B	Ted COLLINS (VIC) / Next Gen Motorsport	Suzuki GSX R	1:38.754	10 of 16	.186	1.869	253
4	82	A	Chris QUINN (NSW) / Coopers Pale Ale YRD / HXR	Yamaha YZF-R6	1:38.940	12 of 13	.186	2.055	251
5	53	A	Mason COOTE (VIC) / Mason Coote Racing / YRD	Yamaha YZF-R6	1:39.049	10 of 11	.109	2.164	252
6	27	B	Nic LIMINTON (SA) / YRD / Arai / Ricondi / Race Center	Yamaha YZF-R6	1:39.171	15 of 15	.122	2.286	254
7	96	A	Luke MITCHELL (NSW) / DPH Motorsports / Yamaha	Yamaha YZF-R6	1:39.252	15 of 15	.081	2.367	255
8	64	B	Sam CONDON (NSW) / Bikebiz / Motul / Pirelli	Yamaha YZF-R6	1:39.663	15 of 15	.411	2.778	252
9	47	A	Giuseppe SCARCELLA (NSW) / Held Australia	Honda CBR RR	1:39.726	13 of 13	.063	2.841	257
10	7	C	Tom TOPARIS (NSW) / Cube Racing	Kawasaki ZXR6	1:39.833	11 of 11	.107	2.948	255
11	45	A	Jordan CARLSSON (QLD) / Dynojet / Graves Yamaha	Yamaha YZF-R6	1:40.126	12 of 14	.293	3.241	255
12	70	A	Samuel MULDOON (NSW) / Proworx Racing / Twin Connect	Kawasaki ZX6R	1:40.563	10 of 10	.437	3.678	249
13	60	A	Ben BURKE (NSW) / SA Kawasaki / BC Performance	Yamaha YZF-R6	1:40.623	13 of 17	.060	3.738	251
14	17	A	Brian HOUGHTON (QLD) / Conshift / K1 Racing	Honda CBR-RR	1:40.994	15 of 16	.371	4.109	250
15	81	B	Cambridge OLIVIER (QLD) / Sydney West Riders Racing / YRD	Yamaha YZF-R6	1:41.110	14 of 14	.116	4.225	248
16	66	B	Hayden SPINKS (NSW) / Newcastles Cheapest Cars / My Home Company	Kawasaki ZX6R	1:41.645	5 of 14	.535	4.760	250
17	74	B	Cam RUSSELL (VIC) / Race Center / YRD	Yamaha YZF-R6	1:41.849	4 of 9	.204	4.964	248
18	58	B	Callum ALDERSON (VIC) / AARK Racing Yamaha	Yamaha YZF-R6	1:42.147	14 of 15	.298	5.262	255
19	54	B	Brendan WILSON (VIC) / Ryan Taylor Racing / Pablo's Motorcycle Tyres	Yamaha YZF-R6	1:42.296	5 of 14	.149	5.411	255
20	486		Justin CASE (NSW) / Judisjewellery.com.au / Percy Jack M-cycles	Yamaha YZF-R6	1:43.448	13 of 17	1.152	6.563	250
21	46	B	Aidan HAYES (NSW) / Hayes Electrical / Hayes Johnston PL	Yamaha YZF-R6	1:43.632	15 of 16	.184	6.747	246


 Chief Time Keeper - Scott Laing



 Clerk of Course - Tom Williams



Computime Race Timing Systems Pty Ltd © 1996
 Licensed to Computime Race Timing Systems
COMPUTIME RACE TIMING SYSTEMS PTY LTD
www.computime.com.au

9 Timber Lane, Glen Waverley Vic 3150. Ph: 0418 17 13 17

E-mail: scott@computime.com.au





SUPPORT CLASS RESULTS

AUSTRALIAN SUPERSPORT

Free Practice 1

Date: 23/02/17
 Event: P02
 Weather: Partly cloudy - Temp: 21.1C
 Track: Dry - Temp: 40.3C

Started at: 14:05:10
 Laps: 30 Min
 Starters: 34
 Printed at: 14:38

CLASSIFICATION

Pos	No	Gr	Name	Machine	Fastest Lap	On Lap	Behind Prev	Behind Leader	Top Speed
22	98	C	Grant DAVIS (NSW) / GASD / ASBG	Kawasaki ZX6R	1:44.309	8 of 17	.677	7.424	243
23	86	C	Adrian FORDE (VIC) / Brad Signs	Suzuki GSX-R	1:44.382	13 of 14	.073	7.497	240
24	56	B	Jimmy BROADBENT (NSW) / Kawasaki BCperformance Junior Team	Kawasaki ZX6R	1:44.803	15 of 15	.421	7.918	248
25	26	A	Michael KNIGHT (NSW) / Yamaha YRD	Yamaha YZF-R6	1:44.850	14 of 14	.047	7.965	253
26	25	C	Steve HASLAM (NSW) / Melling Mechanical	Triumph Daytona	1:45.072	9 of 14	.222	8.187	239
27	19	C	Bob MACKENZIE (VIC)	MV Agusta F3	1:45.703	6 of 7	.631	8.818	243
28	23		John McCABE (VIC) / Breast Cancer Awareness	Kawasaki ZX6R	1:45.932	10 of 10	.229	9.047	236
29	24	B	Jack DAWES (NSW)	Yamaha YZF-R6	1:46.172	11 of 14	.240	9.287	251
30	61	C	Rhys BELLING (VIC) / LXI Racing / Trilec Services	Yamaha YZF-R6	1:46.238	14 of 15	.066	9.353	252
31	33	C	Steven WILLMOTT (VIC)	Yamaha YZF-R6	1:47.034	5 of 13	.796	10.149	232
32	18	D	Joel RHODES (NSW) / Superbike Source Racing / Track Stop	Yamaha YZF-R6	1:47.146	4 of 12	.112	10.261	241
33	87	A	Zac LEVY (QLD) / Puma RV'S / Hanway Lawyers / Kabuto Helmets	Yamaha YZF-R6	1:48.064	6 of 7	.918	11.179	255
34	95	C	Jake PRUITI (WA) / Flashpoint Motosport	Triumph Daytona	1:53.500	5 of 5	5.436	16.615	236

Current best lap for SS class - 1:35.826 by Shannon JOHNSON (VIC) on a Honda CBR-RR set on 16/10/09

Chief Time Keeper - Scott Laing

Clerk of Course - Tom Williams



Computime Race Timing Systems Pty Ltd © 1996
 Licensed to Computime Race Timing Systems
COMPUTIME RACE TIMING SYSTEMS PTY LTD
www.computime.com.au

9 Timber Lane, Glen Waverley Vic 3150. Ph: 0418 17 13 17

E-mail: scott@computime.com.au





SUPPORT CLASS RESULTS

AUSTRALIAN SUPERSPORT

Free Practice 1

Date: 23/02/17
 Event: P02
 Weather: Partly cloudy - Temp: 21.1C
 Track: Dry - Temp: 40.3C

Started at: 14:05:10
 Laps: 30 Min
 Starters: 34
 Printed at: 14:38

LAP TIMES

No	Name	Lap 1	Lap 2	Lap 3	Lap 4	Lap 5	Lap 6	Lap 7	Lap 8	Lap 9	Lap 10
5	Ted COLLINS (VIC)	1:50.198	1:44.362	1:42.883	1:42.901	1:40.624	1:39.420	4:02.048	1:44.864	1:39.241	1:38.754
10		1:39.417	1:39.137	2:45.730	1:54.505	1:39.063	1:38.769				
7	Tom TOPARIS (NSW)	1:51.335	1:42.427	1:42.165	1:42.202	10:27.991	1:47.617	1:41.055	1:40.631	1:40.750	1:40.803
10		1:39.833									
12	Mark CHIODO (VIC)	1:45.144	1:39.262	1:37.979	1:38.516	1:38.085	1:39.476	4:09.209	1:47.412	1:37.716	1:36.885
10		1:38.091	1:37.619	1:38.160	1:37.257	1:37.789	1:38.165				
17	Brian HOUGHTON (QLD)	1:54.869	1:46.250	1:43.995	1:44.667	1:44.003	1:45.016	1:43.153	3:14.429	1:54.904	1:42.205
10		1:42.340	1:43.833	1:42.878	1:44.533	1:40.994	1:44.430				
18	Joel RHODES (NSW)	1:57.153	1:52.467	1:49.404	1:47.146	1:47.429	2:37.577	1:55.011	5:21.913	1:56.275	1:48.020
10		1:47.414	1:48.044								
19	Bob MACKENZIE (VIC)	1:52.152	1:46.005	1:45.755	3:49.784	1:51.036	1:45.703	1:46.245			
23	John McCABE (VIC)	2:04.509	1:50.263	4:45.793	1:55.775	1:47.006	1:46.965	7:42.675	1:54.806	1:46.608	1:45.932
24	Jack DAWES (NSW)	2:03.259	1:49.171	1:47.904	1:47.365	2:28.420	1:56.196	1:46.414	1:46.286	3:02.595	1:50.705
10		1:46.172	1:47.302	1:52.596	1:47.550						
25	Steve HASLAM (NSW)	1:58.248	1:49.431	1:47.249	1:48.404	1:46.176	1:46.982	1:45.417	1:45.477	1:45.072	1:46.423
10		1:45.535	1:45.406	6:15.305	1:51.516						
26	Michael KNIGHT (NSW)	2:00.899	1:49.243	1:46.352	1:46.717	1:46.495	3:57.504	1:57.508	1:49.379	1:45.844	1:56.977
10		3:33.745	1:56.086	1:46.120	1:44.850						
27	Nic LIMINTON (SA)	1:51.752	1:43.327	1:41.909	1:42.054	1:41.989	1:41.592	1:40.743	4:21.999	1:48.199	1:40.391
10		1:39.618	1:40.198	1:39.238	1:40.191	1:39.171					
33	Steven WILLMOTT (VIC)	2:00.585	1:52.282	1:49.923	1:48.824	1:47.034	3:17.882	1:54.279	1:48.129	1:48.081	1:48.785
10		1:47.748	1:47.406	1:47.607							
45	Jordan CARLSSON (QLD)	1:50.105	1:43.815	1:41.148	1:44.361	1:41.631	1:40.465	1:40.312	4:31.576	1:48.046	1:41.359
10		1:40.450	1:40.126	1:41.306	1:40.444						
46	Aidan HAYES (NSW)	1:52.201	1:46.859	1:57.819	1:46.959	1:45.258	1:55.438	1:44.845	1:44.123	3:42.996	1:50.692
10		1:44.144	1:44.632	1:45.888	1:44.519	1:43.632	1:43.727				
47	Giuseppe SCARCELLA (NSW)	1:56.485	1:44.981	1:55.183	1:41.716	5:02.916	1:49.110	1:41.710	1:53.141	1:41.873	1:53.113
10		1:41.192	1:44.207	1:39.726							
52	Ryan TAYLOR (VIC)	1:49.653	1:39.802	1:39.377	1:39.414	1:39.720	1:39.125	1:38.688	1:38.568		
53	Mason COOTE (VIC)	1:54.608	1:41.686	1:40.440	4:20.334	1:58.549	1:40.216	1:39.862	1:39.838	1:39.418	1:39.049
10		3:33.231									
54	Brendan WILSON (VIC)	1:54.879	1:45.898	1:43.325	1:44.499	1:42.296	1:42.408	6:43.109	1:49.979	1:43.551	1:43.087
10		1:42.863	1:42.407	1:42.316	1:45.653						
56	Jimmy BROADBENT (NSW)	2:00.046	1:50.349	1:49.160	1:48.201	1:47.094	1:45.383	1:45.182	1:45.511	1:45.070	1:46.044
10		1:45.752	1:45.648	3:23.316	1:58.947	1:44.803					

Scott Laing
 Chief Time Keeper - Scott Laing

Tom Williams
 Clerk of Course - Tom Williams



Computime Race Timing Systems Pty Ltd © 1996
 Licensed to Computime Race Timing Systems
COMPUTIME RACE TIMING SYSTEMS PTY LTD
www.computime.com.au

9 Timber Lane, Glen Waverley Vic 3150. Ph: 0418 17 13 17

E-mail: scott@computime.com.au





SUPPORT CLASS RESULTS

AUSTRALIAN SUPERSPORT

Free Practice 1

Date: 23/02/17
 Event: P02
 Weather: Partly cloudy - Temp: 21.1C
 Track: Dry - Temp: 40.3C

Started at: 14:05:10
 Laps: 30 Min
 Starters: 34
 Printed at: 14:38

LAP TIMES

No	Name	Lap 1	Lap 2	Lap 3	Lap 4	Lap 5	Lap 6	Lap 7	Lap 8	Lap 9	Lap 10
58	Callum ALDERSON (VIC)	1:57.432	1:49.195	1:46.538	1:44.919	3:19.000	1:52.789	1:43.958	1:43.190	1:42.815	4:05.495
	10	1:49.248	1:44.308	1:44.000	1:42.147	1:43.456					
60	Ben BURKE (NSW)	1:52.020	1:43.926	1:43.271	1:43.069	1:41.812	1:41.266	1:40.645	1:40.809	1:44.093	1:50.199
	10	1:40.662	1:40.988	1:40.623	1:40.935	1:41.001	1:40.725	1:40.632			
61	Rhys BELLING (VIC)	1:56.552	1:48.660	1:48.512	1:48.281	1:49.712	1:48.508	1:48.500	1:47.566	1:49.204	1:46.578
	10	3:13.631	1:52.920	1:46.961	1:46.238	1:46.768					
64	Sam CONDON (NSW)	1:55.514	1:44.182	1:44.127	1:43.094	1:42.519	1:41.146	1:40.094	4:44.294	1:50.824	1:41.904
	10	1:39.800	1:39.799	1:40.508	1:42.693	1:39.663					
66	Hayden SPINKS (NSW)	1:53.164	1:45.214	1:43.894	1:45.861	1:41.645	1:43.687	1:41.660	2:04.800	1:44.759	5:24.563
	10	1:58.350	1:43.088	1:44.417	1:42.507						
70	Samuel MULDOON (NSW)	1:50.866	1:44.861	1:42.781	1:41.955	1:42.046	1:40.598	1:40.887	1:41.496	1:41.448	1:40.563
74	Cam RUSSELL (VIC)	1:52.784	1:43.184	1:42.802	1:41.849	4:16.221	1:52.062	1:43.522	1:42.443	4:48.554	
81	Cambridge OLIVIER (QLD)	1:56.677	1:46.451	1:46.053	1:44.008	1:43.218	1:45.165	1:42.889	7:28.242	1:50.420	1:42.273
	10	1:42.070	1:41.605	1:42.313	1:41.110						
82	Chris QUINN (NSW)	1:53.527	1:42.017	1:44.577	1:40.609	1:40.600	1:39.647	7:02.004	1:49.249	1:39.349	1:39.533
	10	1:39.199	1:38.940	1:39.282							
86	Adrian FORDE (VIC)	1:54.920	1:47.284	1:47.641	1:46.613	1:46.397	1:45.721	1:46.355	1:47.063	5:58.579	1:51.167
	10	1:45.874	1:45.436	1:44.382	1:45.302						
87	Zac LEVY (QLD)	1:59.917	1:49.046	1:49.495	3:03.485	1:54.480	1:48.064	3:30.310			
95	Jake PRUITI (WA)	2:25.987	2:08.587	2:01.080	1:57.215	1:53.500					
96	Luke MITCHELL (NSW)	1:56.587	2:38.757	2:00.730	1:45.197	1:43.379	2:41.720	1:47.657	1:41.927	1:42.409	1:39.775
	10	3:10.136	2:35.568	1:45.663	1:39.597	1:39.252					
98	Grant DAVIS (NSW)	1:55.425	1:50.268	1:48.544	1:47.224	1:46.609	1:46.157	1:46.091	1:44.309	1:44.998	1:45.413
	10	1:44.962	1:44.708	1:46.141	1:44.556	1:45.333	1:45.685	1:45.673			
486	Justin CASE (NSW)	2:02.135	1:49.442	1:49.880	1:47.753	1:45.286	1:43.938	1:44.673	1:45.236	1:45.899	1:44.444
	10	1:43.519	1:44.161	1:43.448	1:44.417	1:46.299	1:43.843	1:52.633			

Scott Laing
 Chief Time Keeper - Scott Laing

Tom Williams
 Clerk of Course - Tom Williams



Computime Race Timing Systems Pty Ltd © 1996
 Licensed to Computime Race Timing Systems
COMPUTIME RACE TIMING SYSTEMS PTY LTD
www.computime.com.au

9 Timber Lane, Glen Waverley Vic 3150. Ph: 0418 17 13 17

E-mail: scott@computime.com.au





SUPPORT CLASS RESULTS

AUSTRALIAN SUPERSPORT

Free Practice 1

Date: 23/02/17
 Event: P02
 Weather: Partly cloudy - Temp: 21.1C
 Track: Dry - Temp: 40.3C

Started at: 14:05:10
 Laps: 30 Min
 Starters: 34
 Printed at: 14:38

SPLIT TIMES

Lap	Split 1	Split 2	Split 3	Split 4	Lap Time	Spd	Lap	Split 1	Split 2	Split 3	Split 4	Lap Time	Spd
5 Ted COLLINS (VIC) (3rd)							8	30.782	29.877	18.962	27.791	1:47.412 P	
1	28.991	31.999	20.041	29.167	1:50.198 P		9	23.663	28.277	18.472	27.304	1:37.716	253
2	25.177	30.255	19.571	29.359	1:44.362	249	10	23.402	28.072	18.383	27.028	1:36.885	255
3	25.150	30.158	19.332	28.243	1:42.883	247	11	23.839	28.499	18.544	27.209	1:38.091	258
4	24.511	30.287	19.465	28.638	1:42.901	249	12	23.481	28.379	18.487	27.272	1:37.619	254
5	24.340	29.233	19.066	27.985	1:40.624	249	13	23.426	28.229	19.012	27.493	1:38.160	255
6	24.136	28.732	18.856	27.696	1:39.420	248	14	23.402	28.178	18.411	27.266	1:37.257	252
7	25.878	31.177	19.750	2:45.243	4:02.048	234	15	23.310	28.354	18.652	27.473	1:37.789	255
8	28.086	29.889	18.931	27.958	1:44.864 P		16	23.389	28.400	18.602	27.774	1:38.165	251
9	23.767	28.894	18.893	27.687	1:39.241	249	17 Brian HOUGHTON (QLD) (14th)						
10	23.858	28.601	18.801	27.494	1:38.754	248	1	31.070	33.373	20.667	29.759	1:54.869 P	
11	23.944	28.862	18.915	27.696	1:39.417	250	2	26.034	30.519	20.576	29.121	1:46.250	241
12	23.949	28.661	18.884	27.643	1:39.137	248	3	25.342	30.273	19.787	28.593	1:43.995	247
13	25.397	30.574	19.952	1:29.807	2:45.730	248	4	25.229	30.553	19.937	28.948	1:44.667	250
14	31.846	30.406	24.502	27.751	1:54.505 P		5	25.057	30.080	19.944	28.922	1:44.003	245
15	23.791	28.680	18.941	27.651	1:39.063	250	6	26.182	30.536	19.729	28.569	1:45.016	243
16	23.789	28.548	18.831	27.601	1:38.769	253	7	24.937	29.766	19.726	28.724	1:43.153	247
7 Tom TOPARIS (NSW) (10th)							8	24.991	30.091	19.988	1:59.359	3:14.429	245
1	31.765	30.935	19.866	28.769	1:51.335 P		9	32.017	30.955	21.752	30.180	1:54.904 P	
2	24.513	30.278	19.219	28.417	1:42.427	248	10	24.629	29.676	19.373	28.527	1:42.205	243
3	24.380	30.103	19.388	28.294	1:42.165	251	11	24.410	29.680	19.590	28.660	1:42.340	245
4	24.284	29.691	19.527	28.700	1:42.202	252	12	24.726	30.315	20.072	28.720	1:43.833	244
5	24.052	29.173	19.543	9:15.223	10:27.991	249	13	24.551	30.439	19.411	28.477	1:42.878	248
6	30.313	29.822	19.448	28.034	1:47.617 P		14	24.833	30.241	20.073	29.386	1:44.533	245
7	24.116	29.890	19.164	27.885	1:41.055	251	15	24.480	29.391	19.066	28.057	1:40.994	246
8	24.244	28.920	19.438	28.029	1:40.631	255	16	24.694	29.546	20.787	29.403	1:44.430	243
9	23.910	29.367	19.235	28.238	1:40.750	255	18 Joel RHODES (NSW) (32th)						
10	24.074	29.895	19.027	27.807	1:40.803	250	1	30.892	33.566	21.439	31.256	1:57.153 P	
11	23.846	28.795	19.219	27.973	1:39.833	248	2	27.626	32.757	21.195	30.889	1:52.467	220
12 Mark CHIODO (VIC) (1st)							3	26.610	31.863	20.832	30.099	1:49.404	236
1	28.592	29.874	18.970	27.708	1:45.144 P		4	25.717	31.454	20.266	29.709	1:47.146	237
2	23.788	29.559	18.807	27.108	1:39.262	251	5	25.615	30.990	20.430	30.394	1:47.429	241
3	23.926	28.258	18.545	27.250	1:37.979	252	6	25.951	30.942	20.380	1:20.304	2:37.577	238
4	24.428	28.664	18.404	27.020	1:38.516	255	7	31.731	31.942	21.344	29.994	1:55.011 P	
5	24.124	28.139	18.559	27.263	1:38.085	254	8	26.056	32.331	21.613	4:01.913	5:21.913	237
6	23.477	29.932	18.603	27.464	1:39.476	251	9	32.449	32.391	20.948	30.487	1:56.275 P	
7	23.869	28.501	18.699	2:58.140	4:09.209	251	10	26.158	31.131	20.656	30.075	1:48.020	241

Scott Laing
 Chief Time Keeper - Scott Laing

Tom Williams
 Clerk of Course - Tom Williams



Computime Race Timing Systems Pty Ltd © 1996
 Licensed to Computime Race Timing Systems
COMPUTIME RACE TIMING SYSTEMS PTY LTD
www.computime.com.au

9 Timber Lane, Glen Waverley Vic 3150. Ph: 0418 17 13 17

E-mail: scott@computime.com.au





SUPPORT CLASS RESULTS

AUSTRALIAN SUPERSPORT

Free Practice 1

Date: 23/02/17
 Event: P02
 Weather: Partly cloudy - Temp: 21.1C
 Track: Dry - Temp: 40.3C

Started at: 14:05:10
 Laps: 30 Min
 Starters: 34
 Printed at: 14:38

SPLIT TIMES

Lap	Split 1	Split 2	Split 3	Split 4	Lap Time	Spd	Lap	Split 1	Split 2	Split 3	Split 4	Lap Time	Spd
11	26.020	31.189	20.375	29.830	1:47.414	236	25 Steve HASLAM (NSW) (26th)						
12	25.944	30.813	20.681	30.606	1:48.044	236	1	33.075	33.174	21.550	30.449	1:58.248 P	
							2	27.520	31.061	20.435	30.415	1:49.431	228
							3	26.722	30.694	20.309	29.524	1:47.249	228
19 Bob MACKENZIE (VIC) (27th)							4	27.034	30.591	20.604	30.175	1:48.404	235
1	29.395	32.610	20.589	29.558	1:52.152 P		5	26.008	30.248	20.512	29.408	1:46.176	237
2	25.836	30.569	20.090	29.510	1:46.005	236	6	26.542	30.482	20.369	29.589	1:46.982	236
3	25.726	30.552	20.214	29.263	1:45.755	238	7	26.251	30.109	19.943	29.114	1:45.417	239
4	25.623	30.823	20.185	2:33.153	3:49.784	236	8	26.228	30.113	20.004	29.132	1:45.477	238
5	31.866	30.135	19.955	29.080	1:51.036 P		9	25.947	29.923	19.921	29.281	1:45.072	239
6	25.707	30.821	20.111	29.064	1:45.703	243	10	25.902	30.268	20.721	29.532	1:46.423	238
7	25.633	31.014	20.041	29.557	1:46.245	242	11	25.880	30.048	20.070	29.537	1:45.535	237
							12	25.990	30.044	20.250	29.122	1:45.406	235
23 John McCABE (VIC) (28th)							13	25.955	30.402	20.352	4:58.596	6:15.305	237
1	36.259	34.505	22.210	31.535	2:04.509 P		14	31.919	30.249	20.065	29.283	1:51.516 P	
2	27.326	32.311	20.779	29.847	1:50.263	231							
3	26.390	31.192	20.598	3:27.613	4:45.793	233	26 Michael KNIGHT (NSW) (25th)						
4	33.321	32.364	20.508	29.582	1:55.775 P		1	34.161	34.864	21.728	30.146	2:00.899 P	
5	25.853	31.217	20.368	29.568	1:47.006	232	2	27.114	31.819	20.749	29.561	1:49.243	245
6	25.583	31.138	20.472	29.772	1:46.965	232	3	25.688	31.028	20.299	29.337	1:46.352	247
7	26.329	31.544	20.822	6:23.980	7:42.675	229	4	25.490	31.207	20.490	29.530	1:46.717	253
8	32.689	31.890	20.571	29.656	1:54.806 P		5	25.984	30.842	20.431	29.238	1:46.495	247
9	25.986	30.745	20.186	29.691	1:46.608	233	6	26.094	31.969	24.161	2:35.280	3:57.504	246
10	25.615	30.652	20.131	29.534	1:45.932	236	7	33.968	32.417	20.452	30.671	1:57.508 P	
							8	26.011	31.385	21.721	30.262	1:49.379	245
24 Jack DAWES (NSW) (29th)							9	25.665	30.576	20.258	29.345	1:45.844	248
1	33.951	36.619	21.993	30.696	2:03.259 P		10	26.455	40.086	21.135	29.301	1:56.977	250
2	27.040	32.439	20.374	29.318	1:49.171	231	11	25.858	30.729	21.259	2:15.899	3:33.745	248
3	25.459	32.593	20.495	29.357	1:47.904	251	12	32.177	33.321	20.891	29.697	1:56.086 P	
4	25.672	31.495	20.629	29.569	1:47.365	246	13	25.851	30.809	20.156	29.304	1:46.120	248
5	25.761	31.035	20.655	1:10.969	2:28.420	247	14	25.361	30.385	20.170	28.934	1:44.850	246
6	34.346	31.979	20.612	29.259	1:56.196 P								
7	25.756	30.804	20.619	29.235	1:46.414	244	27 Nic LIMINTON (SA) (6th)						
8	25.690	31.690	20.251	28.655	1:46.286	237	1	31.379	31.172	19.876	29.325	1:51.752 P	
9	25.857	32.167	21.610	1:42.961	3:02.595	246	2	25.173	29.887	19.536	28.731	1:43.327	245
10	29.633	31.569	20.357	29.146	1:50.705 P		3	24.732	29.521	19.239	28.417	1:41.909	247
11	25.676	31.252	20.175	29.069	1:46.172	248	4	24.497	29.909	19.192	28.456	1:42.054	248
12	25.510	31.877	20.529	29.386	1:47.302	247	5	24.250	29.929	19.150	28.660	1:41.989	249
13	26.786	35.794	20.821	29.195	1:52.596	234	6	24.349	29.621	19.154	28.468	1:41.592	249
14	26.174	31.571	20.679	29.126	1:47.550	234							

Scott Laing
 Chief Time Keeper - Scott Laing

Tom Williams
 Clerk of Course - Tom Williams



Computime Race Timing Systems Pty Ltd © 1996
 Licensed to Computime Race Timing Systems
COMPUTIME RACE TIMING SYSTEMS PTY LTD
www.computime.com.au

9 Timber Lane, Glen Waverley Vic 3150. Ph: 0418 17 13 17

E-mail: scott@computime.com.au





SUPPORT CLASS RESULTS

AUSTRALIAN SUPERSPORT

Free Practice 1

Date: 23/02/17
 Event: P02
 Weather: Partly cloudy - Temp: 21.1C
 Track: Dry - Temp: 40.3C

Started at: 14:05:10
 Laps: 30 Min
 Starters: 34
 Printed at: 14:38

SPLIT TIMES

Lap	Split 1	Split 2	Split 3	Split 4	Lap Time	Spd	Lap	Split 1	Split 2	Split 3	Split 4	Lap Time	Spd
7	24.282	29.156	19.004	28.301	1:40.743	249	14	24.428	29.012	19.073	27.931	1:40.444	248
8	24.266	29.978	19.327	3:08.428	4:21.999	250							
9	29.719	29.728	20.236	28.516	1:48.199	P	46 Aidan HAYES (NSW) (21th)						
10	24.289	29.068	18.936	28.098	1:40.391	251	1	30.000	31.700	20.405	30.096	1:52.201	P
11	23.996	28.909	18.747	27.966	1:39.618	251	2	26.069	30.953	20.237	29.600	1:46.859	241
12	24.192	28.952	18.974	28.080	1:40.198	251	3	25.828	41.905	20.368	29.718	1:57.819	239
13	23.908	28.681	18.772	27.877	1:39.238	252	4	26.054	31.303	20.127	29.475	1:46.959	240
14	23.791	28.910	19.439	28.051	1:40.191	254	5	25.722	30.693	19.776	29.067	1:45.258	241
15	23.748	29.017	18.720	27.686	1:39.171	254	6	25.643	40.694	20.004	29.097	1:55.438	238
							7	25.516	30.283	19.953	29.093	1:44.845	244
33 Steven WILLMOTT (VIC) (31th)							8	25.264	30.134	19.677	29.048	1:44.123	244
1	33.888	33.891	21.820	30.986	2:00.585	P	9	25.281	30.561	20.123	2:27.031	3:42.996	245
2	28.069	32.238	21.431	30.544	1:52.282	225	10	30.519	30.724	19.855	29.594	1:50.692	P
3	27.771	31.497	20.843	29.812	1:49.923	224	11	25.056	30.237	19.890	28.961	1:44.144	243
4	27.209	31.210	20.731	29.674	1:48.824	230	12	25.611	30.056	19.968	28.997	1:44.632	239
5	26.699	30.763	20.325	29.247	1:47.034	232	13	25.768	30.517	20.376	29.227	1:45.888	244
6	26.588	30.887	20.510	1:59.897	3:17.882	229	14	24.975	30.555	19.906	29.083	1:44.519	246
7	33.129	31.480	20.526	29.144	1:54.279	P	15	24.977	29.992	19.770	28.893	1:43.632	245
8	26.735	31.317	20.753	29.324	1:48.129	231	16	25.089	30.146	19.750	28.742	1:43.727	241
9	26.624	30.810	20.758	29.889	1:48.081	230	47 Giuseppe SCARCELLA (NSW) (9th)						
10	27.111	31.019	20.658	29.997	1:48.785	229	1	31.524	32.759	21.135	31.067	1:56.485	P
11	27.058	31.120	20.185	29.385	1:47.748	229	2	26.528	29.955	19.656	28.842	1:44.981	238
12	27.002	30.601	20.455	29.348	1:47.406	230	3	24.474	42.024	19.860	28.825	1:55.183	252
13	26.935	30.975	20.425	29.272	1:47.607	228	4	24.232	29.338	19.433	28.713	1:41.716	254
							5	24.427	29.589	19.881	3:49.019	5:02.916	249
45 Jordan CARLSSON (QLD) (11th)							6	31.077	29.972	19.466	28.595	1:49.110	P
1	30.339	30.471	20.191	29.104	1:50.105	P	7	24.570	29.515	19.272	28.353	1:41.710	252
2	26.012	29.926	19.489	28.388	1:43.815	236	8	24.086	40.691	20.029	28.335	1:53.141	253
3	24.800	29.146	19.105	28.097	1:41.148	249	9	24.213	29.831	19.407	28.422	1:41.873	251
4	25.089	29.988	20.326	28.958	1:44.361	255	10	24.142	40.920	19.412	28.639	1:53.113	252
5	24.815	29.399	19.251	28.166	1:41.631	251	11	24.234	29.381	19.200	28.377	1:41.192	252
6	24.533	28.857	19.092	27.983	1:40.465	247	12	24.116	31.887	19.385	28.819	1:44.207	251
7	24.358	28.821	19.240	27.893	1:40.312	241	13	23.945	28.898	19.032	27.851	1:39.726	255
8	24.337	29.491	19.778	3:17.970	4:31.576	249	52 Ryan TAYLOR (VIC) (2nd)						
9	31.361	29.328	19.132	28.225	1:48.046	P	1	33.046	29.369	19.084	28.154	1:49.653	P
10	24.324	28.925	19.777	28.333	1:41.359	247	2	24.126	28.741	19.043	27.892	1:39.802	252
11	24.208	28.897	19.239	28.106	1:40.450	243	3	24.079	28.665	18.881	27.752	1:39.377	252
12	24.256	28.716	19.257	27.897	1:40.126	248							
13	25.196	28.675	19.318	28.117	1:41.306	250							

Chief Time Keeper - Scott Laing

Clerk of Course - Tom Williams



Computime Race Timing Systems Pty Ltd © 1996
 Licensed to Computime Race Timing Systems
COMPUTIME RACE TIMING SYSTEMS PTY LTD
www.computime.com.au

9 Timber Lane, Glen Waverley Vic 3150. Ph: 0418 17 13 17

E-mail: scott@computime.com.au





SUPPORT CLASS RESULTS

AUSTRALIAN SUPERSPORT

Free Practice 1

Date: 23/02/17
 Event: P02
 Weather: Partly cloudy - Temp: 21.1C
 Track: Dry - Temp: 40.3C

Started at: 14:05:10
 Laps: 30 Min
 Starters: 34
 Printed at: 14:38

SPLIT TIMES

Lap	Split 1	Split 2	Split 3	Split 4	Lap Time	Spd	Lap	Split 1	Split 2	Split 3	Split 4	Lap Time	Spd
4	24.013	28.745	18.884	27.772	1:39.414	251	4	26.806	30.812	21.055	29.528	1:48.201	245
5	23.927	28.833	18.918	28.042	1:39.720	251	5	26.431	31.078	20.361	29.224	1:47.094	247
6	23.879	28.567	19.056	27.623	1:39.125	250	6	26.058	30.028	20.147	29.150	1:45.383	245
7	23.725	28.521	18.981	<u>27.461</u>	1:38.688	254	7	25.741	29.978	20.182	29.281	1:45.182	245
8	<u>23.611</u>	<u>28.501</u>	<u>18.822</u>	27.634	<u>1:38.568</u>	254	8	25.921	30.363	<u>19.997</u>	29.230	1:45.511	246
							9	25.499	<u>29.851</u>	20.141	29.579	1:45.070	248
							10	25.809	30.254	20.726	29.255	1:46.044	245
53 Mason COOTE (VIC) (5th)							11	25.805	30.123	20.449	29.375	1:45.752	245
1	35.483	30.791	19.758	28.576	1:54.608 P		12	<u>25.478</u>	30.354	20.083	29.733	1:45.648	246
2	24.885	29.203	19.373	28.225	1:41.686	250	13	27.817	33.932	22.100	1:59.467	3:23.316	225
3	24.466	28.905	19.223	27.846	1:40.440	248	14	31.176	35.932	21.728	30.111	1:58.947 P	
4	24.583	30.507	20.710	3:04.534	4:20.334	249	15	25.779	30.065	20.123	<u>28.836</u>	<u>1:44.803</u>	245
5	35.557	30.982	22.830	29.180	1:58.549 P								
6	24.381	29.226	19.005	27.604	1:40.216	251							
7	24.666	28.694	<u>18.817</u>	27.685	1:39.862	252	58 Callum ALDERSON (VIC) (18th)						
8	24.067	28.709	19.426	27.636	1:39.838	249	1	32.631	33.149	21.285	30.367	1:57.432 P	
9	24.272	28.821	18.823	<u>27.502</u>	1:39.418	248	2	26.840	31.968	20.516	29.871	1:49.195	249
10	<u>24.026</u>	<u>28.386</u>	18.974	27.663	<u>1:39.049</u>	250	3	25.747	31.100	20.165	29.526	1:46.538	250
11	24.710	31.280	20.338	2:16.903	3:33.231	248	4	25.205	30.408	19.916	29.390	1:44.919	252
							5	25.144	30.214	20.063	2:03.579	3:19.000	251
54 Brendan WILSON (VIC) (19th)							6	32.198	31.130	20.120	29.341	1:52.789 P	
1	31.421	32.593	21.392	29.473	1:54.879 P		7	25.384	30.010	19.774	28.790	1:43.958	255
2	25.795	30.914	20.172	29.017	1:45.898	236	8	24.908	30.068	<u>19.470</u>	28.744	1:43.190	252
3	25.244	29.982	19.821	28.278	1:43.325	246	9	24.796	<u>29.811</u>	19.477	28.731	1:42.815	252
4	25.596	30.618	20.024	28.261	1:44.499	249	10	24.717	30.026	19.619	2:51.133	4:05.495	253
5	25.060	<u>29.461</u>	19.675	28.100	<u>1:42.296</u>	248	11	30.192	30.589	19.628	28.839	1:49.248 P	
6	24.962	29.591	<u>19.523</u>	28.332	1:42.408	249	12	25.206	30.453	19.834	28.815	1:44.308	255
7	24.909	30.619	20.335	5:27.246	6:43.109	251	13	25.001	30.228	20.124	28.647	1:44.000	253
8	30.613	30.496	20.189	28.681	1:49.979 P		14	<u>24.390</u>	29.847	19.478	<u>28.432</u>	<u>1:42.147</u>	253
9	25.163	30.316	19.878	28.194	1:43.551	243	15	24.950	29.837	19.761	28.908	1:43.456	252
10	25.186	29.711	19.725	28.465	1:43.087	250							
11	<u>24.849</u>	30.049	19.771	28.194	1:42.863	251	60 Ben BURKE (NSW) (13th)						
12	24.880	29.733	19.707	<u>28.087</u>	1:42.407	252	1	31.103	31.296	20.177	29.444	1:52.020 P	
13	24.883	29.684	19.584	28.165	1:42.316	255	2	25.656	30.311	19.462	28.497	1:43.926	244
14	25.068	30.922	20.652	29.011	1:45.653	251	3	25.054	30.453	19.460	28.304	1:43.271	250
							4	24.853	29.796	19.777	28.643	1:43.069	251
56 Jimmy BROADBENT (NSW) (24th)							5	24.841	29.126	19.176	28.669	1:41.812	247
1	34.451	33.368	21.717	30.510	2:00.046 P		6	24.450	29.293	19.198	28.325	1:41.266	247
2	27.292	31.424	21.595	30.038	1:50.349	231	7	24.277	29.162	19.159	<u>28.047</u>	1:40.645	245
3	27.313	30.608	21.447	29.792	1:49.160	241	8	24.273	29.258	19.148	28.130	1:40.809	248

Chief Time Keeper - Scott Laing

Clerk of Course - Tom Williams



Computime Race Timing Systems Pty Ltd © 1996
 Licensed to Computime Race Timing Systems
COMPUTIME RACE TIMING SYSTEMS PTY LTD
www.computime.com.au

9 Timber Lane, Glen Waverley Vic 3150. Ph: 0418 17 13 17

E-mail: scott@computime.com.au





SUPPORT CLASS RESULTS

AUSTRALIAN SUPERSPORT

Free Practice 1

Date: 23/02/17
 Event: P02
 Weather: Partly cloudy - Temp: 21.1C
 Track: Dry - Temp: 40.3C

Started at: 14:05:10
 Laps: 30 Min
 Starters: 34
 Printed at: 14:38

SPLIT TIMES

Lap	Split 1	Split 2	Split 3	Split 4	Lap Time	Spd	Lap	Split 1	Split 2	Split 3	Split 4	Lap Time	Spd
9	25.036	29.867	20.037	29.153	1:44.093	249	12	24.038	29.108	18.903	27.750	1:39.799	245
10	25.033	32.465	22.990	29.711	1:50.199	246	13	23.867	29.047	19.249	28.345	1:40.508	247
11	24.346	29.017	19.075	28.224	1:40.662	244	14	24.222	29.386	20.624	28.461	1:42.693	248
12	24.299	29.266	19.183	28.240	1:40.988	245	15	23.959	28.976	18.984	27.744	1:39.663	250
13	24.179	29.136	19.210	28.098	1:40.623	246	66 Hayden SPINKS (NSW) (16th)						
14	24.071	29.402	19.215	28.247	1:40.935	248	1	31.115	32.071	20.637	29.341	1:53.164 P	
15	24.167	29.052	19.068	28.714	1:41.001	244	2	25.211	30.794	20.104	29.105	1:45.214	248
16	24.289	29.164	19.129	28.143	1:40.725	246	3	25.151	29.908	19.896	28.939	1:43.894	244
17	24.463	29.017	18.999	28.153	1:40.632	246	4	24.862	31.211	20.297	29.491	1:45.861	248
61 Rhys BELLING (VIC) (30th)							5	24.583	29.317	19.514	28.231	1:41.645	248
1	31.621	33.016	21.335	30.580	1:56.552 P		6	24.737	29.730	20.237	28.983	1:43.687	249
2	26.606	31.655	20.451	29.948	1:48.660	251	7	24.802	29.216	19.374	28.268	1:41.660	243
3	26.248	31.458	20.391	30.415	1:48.512	249	8	25.596	51.043	19.793	28.368	2:04.800	250
4	26.080	31.377	20.502	30.322	1:48.281	247	9	24.845	30.212	20.599	29.103	1:44.759	247
5	26.460	31.772	21.424	30.056	1:49.712	247	10	24.690	29.526	20.474	4:09.873	5:24.563	249
6	26.353	31.588	20.628	29.939	1:48.508	248	11	38.638	30.631	19.952	29.129	1:58.350 P	
7	26.117	31.169	20.832	30.382	1:48.500	250	12	25.051	29.878	19.669	28.490	1:43.088	245
8	25.982	30.784	20.906	29.894	1:47.566	247	13	24.572	30.119	20.665	29.061	1:44.417	249
9	26.336	31.244	21.527	30.097	1:49.204	243	14	25.134	29.393	19.481	28.499	1:42.507	245
10	26.175	30.672	20.357	29.374	1:46.578	236	70 Samuel MULDOON (NSW) (12th)						
11	25.812	47.870	21.754	1:38.195	3:13.631	252	1	31.297	31.091	19.482	28.996	1:50.866 P	
12	29.878	32.023	20.793	30.226	1:52.920 P		2	25.356	30.234	20.166	29.105	1:44.861	243
13	26.126	31.260	20.116	29.459	1:46.961	248	3	24.776	29.858	19.679	28.468	1:42.781	244
14	25.532	30.759	19.955	29.992	1:46.238	251	4	24.770	29.400	19.281	28.504	1:41.955	244
15	25.859	30.573	20.513	29.823	1:46.768	247	5	24.780	29.451	19.352	28.463	1:42.046	241
64 Sam CONDON (NSW) (8th)							6	24.483	29.022	19.170	27.923	1:40.598	244
1	31.805	32.422	21.131	30.156	1:55.514 P		7	24.422	29.317	19.093	28.055	1:40.887	239
2	25.450	30.346	19.896	28.490	1:44.182	243	8	25.179	29.103	18.895	28.319	1:41.496	249
3	24.789	30.520	20.419	28.399	1:44.127	252	9	24.479	29.169	19.372	28.428	1:41.448	244
4	25.614	29.699	19.426	28.355	1:43.094	247	10	24.414	28.862	19.285	28.002	1:40.563	246
5	24.745	29.737	19.862	28.175	1:42.519	246	74 Cam RUSSELL (VIC) (17th)						
6	24.204	29.903	19.067	27.972	1:41.146	248	1	32.512	31.255	20.117	28.900	1:52.784 P	
7	23.960	29.075	18.928	28.131	1:40.094	246	2	25.138	30.024	19.613	28.409	1:43.184	248
8	24.885	30.454	20.261	3:28.694	4:44.294	245	3	24.585	29.862	19.727	28.628	1:42.802	247
9	31.372	30.887	19.834	28.731	1:50.824 P		4	24.640	29.413	19.407	28.389	1:41.849	245
10	24.691	29.486	19.213	28.514	1:41.904	247	5	24.463	30.179	19.602	3:01.977	4:16.221	246
11	23.996	28.748	18.965	28.091	1:39.800	247							

Chief Time Keeper - Scott Laing

Clerk of Course - Tom Williams



Computime Race Timing Systems Pty Ltd © 1996
 Licensed to Computime Race Timing Systems
COMPUTIME RACE TIMING SYSTEMS PTY LTD
www.computime.com.au

9 Timber Lane, Glen Waverley Vic 3150. Ph: 0418 17 13 17

E-mail: scott@computime.com.au





SUPPORT CLASS RESULTS

AUSTRALIAN SUPERSPORT

Free Practice 1

Date: 23/02/17
 Event: P02
 Weather: Partly cloudy - Temp: 21.1C
 Track: Dry - Temp: 40.3C

Started at: 14:05:10
 Laps: 30 Min
 Starters: 34
 Printed at: 14:38

SPLIT TIMES

Lap	Split 1	Split 2	Split 3	Split 4	Lap Time	Spd	Lap	Split 1	Split 2	Split 3	Split 4	Lap Time	Spd
6	32.183	31.526	19.674	28.679	1:52.062 P		3	25.506	32.042	20.531	29.562	1:47.641	233
7	24.592	30.306	20.005	28.619	1:43.522	247	4	25.338	31.249	20.470	29.556	1:46.613	235
8	24.771	29.744	19.479	28.449	1:42.443	243	5	25.691	31.093	20.193	29.420	1:46.397	234
9	24.641	29.859	19.849	3:34.205	4:48.554	244	6	25.101	30.824	20.165	29.631	1:45.721	237
							7	25.293	31.305	20.310	29.447	1:46.355	235
							8	25.541	30.986	20.478	30.058	1:47.063	233
81 Cambridge OLIVIER (QLD) (15th)							9	25.946	31.255	21.114	4:40.264	5:58.579	232
1	31.306	33.329	21.172	30.870	1:56.677 P		10	30.682	30.603	20.042	29.840	1:51.167 P	
2	26.037	30.654	20.077	29.683	1:46.451	244	11	25.547	30.764	20.224	29.339	1:45.874	236
3	25.499	30.383	20.464	29.707	1:46.053	244	12	24.758	31.425	20.011	29.242	1:45.436	235
4	25.135	30.080	19.749	29.044	1:44.008	248	13	24.817	30.363	20.128	29.074	1:44.382	240
5	25.064	29.725	19.636	28.793	1:43.218	243	14	25.179	30.569	20.186	29.368	1:45.302	235
6	25.046	30.500	20.395	29.224	1:45.165	245							
7	25.384	29.565	19.483	28.457	1:42.889	239	87 Zac LEVY (QLD) (33th)						
8	25.524	31.707	20.590	6:10.421	7:28.242	248	1	32.105	34.605	21.920	31.287	1:59.917 P	
9	30.939	30.801	19.594	29.086	1:50.420 P		2	26.757	31.867	20.516	29.906	1:49.046	230
10	24.705	29.570	19.382	28.616	1:42.273	243	3	25.989	32.610	21.253	29.643	1:49.495	249
11	25.160	29.241	19.208	28.461	1:42.070	242	4	25.392	31.605	21.093	1:45.395	3:03.485	255
12	24.283	29.264	19.334	28.724	1:41.605	244	5	30.113	32.938	21.182	30.247	1:54.480 P	
13	24.462	29.508	19.922	28.421	1:42.313	246	6	25.895	31.678	20.557	29.934	1:48.064	245
14					1:41.110		7	25.871	31.658	20.883	2:11.898	3:30.310	251
82 Chris QUINN (NSW) (4th)							95 Jake PRUITI (WA) (34th)						
1	31.424	32.707	20.139	29.257	1:53.527 P		1	43.551	40.230	25.937	36.269	2:25.987 P	
2	24.858	29.586	19.341	28.232	1:42.017	245	2	33.053	37.149	24.060	34.325	2:08.587	188
3	24.649	31.498	19.915	28.515	1:44.577	251	3	29.778	35.115	22.982	33.205	2:01.080	222
4	24.317	29.233	19.004	28.055	1:40.609	247	4	29.167	33.701	22.287	32.060	1:57.215	233
5	24.567	28.936	19.042	28.055	1:40.600	250	5	28.226	32.854	21.282	31.138	1:53.500	236
6	24.178	28.690	18.918	27.861	1:39.647	245							
7	25.471	30.378	19.287	5:46.868	7:02.004	248	96 Luke MITCHELL (NSW) (7th)						
8	30.340	30.911	19.482	28.516	1:49.249 P		1	32.462	33.083	21.049	29.993	1:56.587 P	
9	24.123	28.783	18.749	27.694	1:39.349	246	2	26.265	30.581	20.048	1:21.863	2:38.757	239
10	23.909	28.888	18.831	27.905	1:39.533	246	3	34.383	34.479	21.785	30.083	2:00.730 P	
11	23.952	28.846	18.747	27.654	1:39.199	245	4	25.580	30.999	19.753	28.865	1:45.197	247
12	23.884	28.633	18.778	27.645	1:38.940	245	5	25.365	29.809	19.608	28.597	1:43.379	249
13	23.838	28.470	18.794	28.180	1:39.282	247	6	24.897	29.770	19.386	1:27.667	2:41.720	252
86 Adrian FORDE (VIC) (23th)							7	30.300	29.941	19.246	28.170	1:47.657 P	
1	31.727	32.594	20.866	29.733	1:54.920 P		8	24.486	30.058	19.285	28.098	1:41.927	255
2	25.760	31.637	20.206	29.681	1:47.284	234	9	24.217	31.073	19.118	28.001	1:42.409	255

Chief Time Keeper - Scott Laing

Clerk of Course - Tom Williams



Computime Race Timing Systems Pty Ltd © 1996
 Licensed to Computime Race Timing Systems
COMPUTIME RACE TIMING SYSTEMS PTY LTD
www.computime.com.au

9 Timber Lane, Glen Waverley Vic 3150. Ph: 0418 17 13 17

E-mail: scott@computime.com.au





SUPPORT CLASS RESULTS

AUSTRALIAN SUPERSPORT

Free Practice 1

Date: 23/02/17
 Event: P02
 Weather: Partly cloudy - Temp: 21.1C
 Track: Dry - Temp: 40.3C

Started at: 14:05:10
 Laps: 30 Min
 Starters: 34
 Printed at: 14:38

SPLIT TIMES

Lap	Split 1	Split 2	Split 3	Split 4	Lap Time	Spd	Lap	Split 1	Split 2	Split 3	Split 4	Lap Time	Spd
10	23.932	28.926	18.967	27.950	1:39.775	254	16	25.677	30.583	20.166	29.259	1:45.685	242
11	24.115	28.879	19.313	1:57.829	3:10.136	254	17	26.109	30.260	20.161	29.143	1:45.673	229
12	30.210	29.241	19.330	1:16.787	2:35.568 P								
13	29.011	29.607	19.053	27.992	1:45.663 P								
14	23.911	28.915	18.853	27.918	1:39.597	255	1	33.419	35.699	21.734	31.283	2:02.135 P	
15	23.776	28.711	18.848	27.917	1:39.252	253	2	26.818	32.427	20.334	29.863	1:49.442	228
486 Justin CASE (NSW) (20th)													
							3	26.206	32.336	21.472	29.866	1:49.880	225
							4	27.770	30.822	19.947	29.214	1:47.753	196
98 Grant DAVIS (NSW) (22th)							5	25.145	30.441	20.114	29.586	1:45.286	246
1	30.552	32.671	21.410	30.792	1:55.425 P		6	24.967	29.933	19.847	29.191	1:43.938	247
2	27.132	32.203	20.797	30.136	1:50.268	234	7	25.250	30.479	20.043	28.901	1:44.673	247
3	26.101	32.009	20.720	29.714	1:48.544	242	8	25.319	30.440	20.219	29.258	1:45.236	247
4	25.847	30.787	20.565	30.025	1:47.224	243	9	25.786	30.677	19.875	29.561	1:45.899	245
5	25.684	31.421	20.241	29.263	1:46.609	241	10	25.274	30.353	19.867	28.950	1:44.444	248
6	25.463	30.973	20.226	29.495	1:46.157	243	11	24.969	30.129	19.672	28.749	1:43.519	247
7	25.800	30.824	20.176	29.291	1:46.091	241	12	24.910	30.603	19.707	28.941	1:44.161	249
8	25.167	30.549	19.734	28.859	1:44.309	241	13	24.548	30.310	19.733	28.857	1:43.448	250
9	25.352	30.498	19.851	29.297	1:44.998	242	14	25.560	30.179	19.612	29.066	1:44.417	239
10	25.529	30.317	20.331	29.236	1:45.413	240	15	25.305	30.999	20.468	29.527	1:46.299	247
11	25.437	30.527	19.905	29.093	1:44.962	239	16	24.755	30.436	19.704	28.948	1:43.843	248
12	25.448	30.325	19.858	29.077	1:44.708	240	17	25.979	31.864	21.579	33.211	1:52.633	243
13	25.362	30.848	20.339	29.592	1:46.141	241							
14	25.328	30.137	19.952	29.139	1:44.556	241							
15	25.061	31.159	19.952	29.161	1:45.333	241							

Chief Time Keeper - Scott Laing

Clerk of Course - Tom Williams




Computime Race Timing Systems Pty Ltd © 1996
 Licensed to Computime Race Timing Systems

COMPUTIME RACE TIMING SYSTEMS PTY LTD
www.computime.com.au

9 Timber Lane, Glen Waverley Vic 3150. Ph: 0418 17 13 17

E-mail: scott@computime.com.au





SUPPORT CLASS RESULTS

AUSTRALIAN SUPERSPORT

Free Practice 1


Date: 23/02/17
 Event: P02
 Weather: Partly cloudy - Temp: 21.1C
 Track: Dry - Temp: 40.3C

Started at: 14:05:10
 Laps: 30 Min
 Starters: 34
 Printed at: 14:38

FASTEST LAPS SEQUENCE

Race Time	No	Name	Machine	Fastest Lap	On Lap
2:23.414	5	Ted COLLINS (VIC)	Suzuki GSX R	1:50.198	1
3:03.830	45	Jordan CARLSSON (QLD)	Yamaha YZF-R6	1:50.105	1
3:08.704	12	Mark CHIODO (VIC)	Triumph 675 R	1:45.144	1
4:07.776	5	Ted COLLINS (VIC)	Suzuki GSX R	1:44.362	2
4:39.339	82	Chris QUINN (NSW)	Yamaha YZF-R6	1:42.017	2
4:47.966	12	Mark CHIODO (VIC)	Triumph 675 R	1:39.262	2
6:25.945	12	Mark CHIODO (VIC)	Triumph 675 R	1:37.979	3
18:56.359	12	Mark CHIODO (VIC)	Triumph 675 R	1:37.716	9
20:33.244	12	Mark CHIODO (VIC)	Triumph 675 R	1:36.885	10


 Chief Time Keeper - Scott Laing



 Clerk of Course - Tom Williams



Computime Race Timing Systems Pty Ltd © 1996
 Licensed to Computime Race Timing Systems
COMPUTIME RACE TIMING SYSTEMS PTY LTD
www.computime.com.au

9 Timber Lane, Glen Waverley Vic 3150. Ph: 0418 17 13 17

E-mail: scott@computime.com.au





SUPPORT CLASS RESULTS

AUSTRALIAN SUPERSPORT

Free Practice 1

Date: 23/02/17
 Event: P02
 Weather: Partly cloudy - Temp: 21.1C
 Track: Dry - Temp: 40.3C

Started at: 14:05:10
 Laps: 30 Min
 Starters: 34
 Printed at: 14:38

BEST PARTIAL TIMES

Pos	Split 1		Split 2		Split 3		Split 4		LAP		Ideal	Fastest
	Name	Time	Name	Time	Name	Time	Name	Time	Name	Time		
1	M. CHIDO	23.310	M. CHIDO	28.072	M. CHIDO	18.383	M. CHIDO	27.020	M. CHIDO	1:36.785	1:36.885	
2	R. TAYLOR	23.611	M. COOTE	28.386	N. LIMINTON	18.720	R. TAYLOR	27.461	R. TAYLOR	1:38.395	1:38.568	
3	N. LIMINTON	23.748	C. QUINN	28.470	C. QUINN	18.747	T. COLLINS	27.494	T. COLLINS	1:38.610	1:38.754	
4	T. COLLINS	23.767	R. TAYLOR	28.501	T. COLLINS	18.801	M. COOTE	27.502	C. QUINN	1:38.700	1:38.940	
5	L. MITCHELL	23.776	T. COLLINS	28.548	M. COOTE	18.817	C. QUINN	27.645	M. COOTE	1:38.731	1:39.049	
6	C. QUINN	23.838	J. CARLSSON	28.675	R. TAYLOR	18.822	N. LIMINTON	27.686	N. LIMINTON	1:38.835	1:39.171	
7	T. TOPARIS	23.846	N. LIMINTON	28.681	L. MITCHELL	18.848	S. CONDON	27.744	L. MITCHELL	1:39.252	1:39.252	
8	S. CONDON	23.867	L. MITCHELL	28.711	S. MULDOON	18.895	T. TOPARIS	27.807	S. CONDON	1:39.262	1:39.663	
9	G. SCARCELL	23.945	S. CONDON	28.748	S. CONDON	18.903	G. SCARCELL	27.851	T. TOPARIS	1:39.475	1:39.833	
10	M. COOTE	24.026	T. TOPARIS	28.795	B. BURKE	18.999	J. CARLSSON	27.893	G. SCARCELL	1:39.726	1:39.726	
11	B. BURKE	24.071	S. MULDOON	28.862	T. TOPARIS	19.027	L. MITCHELL	27.917	J. CARLSSON	1:39.805	1:40.126	
12	J. CARLSSON	24.208	G. SCARCELL	28.898	J. CARLSSON	19.029	S. MULDOON	27.923	S. MULDOON	1:39.964	1:40.563	
13	C. OLIVIER	24.283	B. BURKE	29.017	G. SCARCELL	19.032	B. BURKE	28.047	B. BURKE	1:40.134	1:40.623	
14	S. MULDOON	24.284	H. SPINKS	29.216	B. HOUGHTO	19.066	B. HOUGHTO	28.057	B. HOUGHTO	1:40.924	1:40.994	
15	C. ALDERSON	24.390	C. OLIVIER	29.241	C. OLIVIER	19.208	B. WILSON	28.087	C. OLIVIER	1:41.110	1:41.110	
16	B. HOUGHTO	24.410	B. HOUGHTO	29.391	H. SPINKS	19.374	H. SPINKS	28.231	H. SPINKS	1:41.393	1:41.645	
17	C. RUSSELL	24.463	C. RUSSELL	29.413	C. RUSSELL	19.407	C. RUSSELL	28.389	C. RUSSELL	1:41.672	1:41.849	
18	J. CASE	24.548	B. WILSON	29.461	C. ALDERSON	19.470	C. OLIVIER	28.421	B. WILSON	1:41.920	1:42.296	
19	H. SPINKS	24.572	C. ALDERSON	29.811	B. WILSON	19.523	C. ALDERSON	28.432	C. ALDERSON	1:42.103	1:42.147	
20	A. FORDE	24.758	J. BROADBEN	29.851	J. CASE	19.612	J. DAWES	28.655	J. CASE	1:42.842	1:43.448	
21	B. WILSON	24.849	S. HASLAM	29.923	A. HAYES	19.677	A. HAYES	28.742	A. HAYES	1:43.386	1:43.632	
22	A. HAYES	24.975	J. CASE	29.933	G. DAVIS	19.734	J. CASE	28.749	G. DAVIS	1:43.791	1:44.309	
23	G. DAVIS	25.061	A. HAYES	29.992	S. HASLAM	19.921	J. BROADBEN	28.836	J. BROADBE	1:44.162	1:44.803	
24	M. KNIGHT	25.361	B. MACKENZI	30.135	B. MACKENZI	19.955	G. DAVIS	28.859	A. FORDE	1:44.206	1:44.382	
25	Z. LEVY	25.392	G. DAVIS	30.137	R. BELLING	19.955	M. KNIGHT	28.934	B. MACKENZI	1:44.777	1:45.703	
26	J. DAWES	25.459	A. FORDE	30.363	J. BROADBEN	19.997	B. MACKENZI	29.064	M. KNIGHT	1:44.836	1:44.850	
27	J. BROADBEN	25.478	M. KNIGHT	30.385	A. FORDE	20.011	A. FORDE	29.074	S. HASLAM	1:44.838	1:45.072	
28	R. BELLING	25.532	R. BELLING	30.573	J. McCABE	20.131	S. HASLAM	29.114	J. DAWES	1:45.093	1:46.172	
29	J. McCABE	25.583	S. WILLMOTT	30.601	M. KNIGHT	20.156	S. WILLMOTT	29.144	R. BELLING	1:45.434	1:46.238	
30	J. RHODES	25.615	J. McCABE	30.652	J. DAWES	20.175	R. BELLING	29.374	J. McCABE	1:45.900	1:45.932	
31	B. MACKENZI	25.623	J. DAWES	30.804	S. WILLMOTT	20.185	J. McCABE	29.534	J. RHODES	1:46.403	1:47.146	
32	S. HASLAM	25.880	J. RHODES	30.813	J. RHODES	20.266	Z. LEVY	29.643	S. WILLMOTT	1:46.518	1:47.034	
33	S. WILLMOTT	26.588	Z. LEVY	31.605	Z. LEVY	20.516	J. RHODES	29.709	Z. LEVY	1:47.156	1:48.064	
34	J. PRUITI	28.226	J. PRUITI	32.854	J. PRUITI	21.282	J. PRUITI	31.138	J. PRUITI	1:53.500	1:53.500	

Scott Laing
 Chief Time Keeper - Scott Laing

Tom Williams
 Clerk of Course - Tom Williams



Computime Race Timing Systems Pty Ltd © 1996
 Licensed to Computime Race Timing Systems
COMPUTIME RACE TIMING SYSTEMS PTY LTD
www.computime.com.au

9 Timber Lane, Glen Waverley Vic 3150. Ph: 0418 17 13 17

E-mail: scott@computime.com.au

